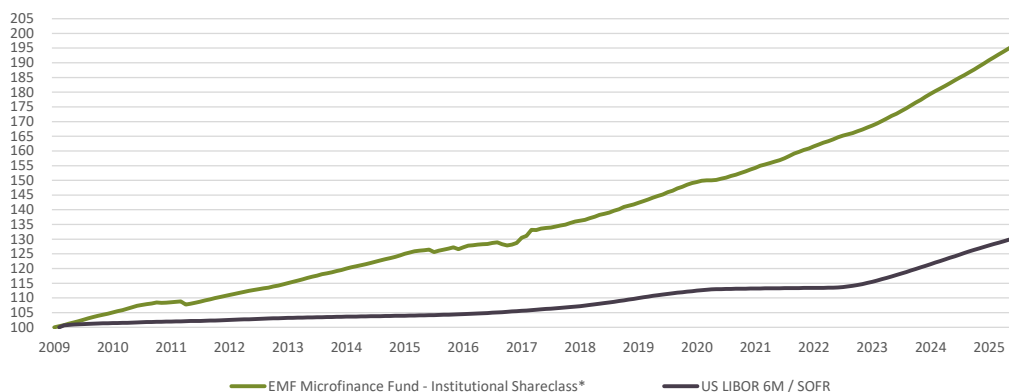


EMF Microfinance Fund Institutional Share Class June - 2025

PERFORMANCE

Net Asset Value (NAV) in USD	647'810'614
Monthly Return	0.51%
Performance 12 month rolling	6.37%
Return since Inception (Ann.)	6.12%
Share Value Class (USD)	1'297.14
Share Value Class (USD) distr.	1'047.82
Share Value Class (CHF hedged)	1'120.67
Share Value Class (CHF hedg.) distr.	1'013.25
Share Value Class (EUR hedged)	1'191.97
Inception Date of the Shareclass	Jul '20/ Oct '20

PERFORMANCE HISTORY



MANAGER'S COMMENT

The EMF Microfinance Fund recorded a performance of 51 BPS in June. The cumulative Fund performance over the last 12 months was 6.37%. 6 new loans totalling USD 11.5 m were disbursed in 5 different countries: Colombia, El Salvador, Kyrgyzstan, Mongolia, Uganda. The pipeline of potential new loans is robust and well diversified. It contains lending opportunities to many of our current investees and also to new investees that fit within the mission of the EMF Microfinance Fund.

MONTHLY PERFORMANCE

	Jul-24	Aug-24	Sep-24	Oct-24	Nov-24	Dec-24	Jan-25	Feb-25	Mar-25	Apr-25	May-25	Jun-25
Class USD	0.49%	0.48%	0.53%	0.48%	0.56%	0.54%	0.54%	0.52%	0.52%	0.52%	0.51%	0.51%
Class CHF (hedg.)	0.06%	0.14%	0.08%	0.18%	0.23%	0.18%	0.16%	0.23%	0.17%	0.25%	0.18%	0.13%
Class EUR (hedg.)	0.32%	0.31%	0.34%	0.43%	0.46%	0.37%	0.34%	0.47%	0.37%	0.38%	0.37%	0.29%

ANNUAL PERFORMANCE*

	2020 ²	2021	2022	2023	2024	2025 ³
Class USD¹	1.80%	4.67%	4.45%	6.22%	6.36%	3.16%
USD LIBOR 6m/ SOFR ²	0.11%	0.20%	1.82%	5.38%	4.49%	2.23%
Class CHF (hedg.)¹	0.56%	3.42%	2.32%	2.06%	2.07%	1.13%
CHF LIBOR 6m/ SARON 6m ²	-0.12%	-0.71%	0.14%	1.67%	1.00%	-0.05%
Class EUR (hedg.)¹	0.57%	3.74%	2.64%	3.96%	4.69%	2.24%
EUR LIBOR 6m/ESTR 6m ²	-0.09%	-0.52%	0.71%	3.69%	2.39%	0.92%

*Performance before July 2020 was with the old fee structure

¹ Inception Date of the institutional Shareclass USD was July 2020, EUR/ CHF was Oct 2020

² Index change effective as of 01.01.2022

³ YTD as of 30.6.2025

FUND FACTS

Average Exposure per MFI	4'160'573
Number of countries	48
Number of MFIs	144
Number of loans outstanding	279
Invested portfolio as % of total Assets	99.2%
Number of loans/ tranches disbursed since incept.	2'071

FUND STATISTICS

Average monthly return	0.51%
Volatility	0.25
Correlation with MSCI World	0.11
Correlation with JPM EMBI Global	-0.02
Correlation with 6 month USD SOFR Index	-0.04
Sharpe Ratio (risk-free rate of 4.48%)	3.09

SUSTAINABLE DEVELOPMENT GOALS ENABLED BY EMF



Signatory of:



Enabling Capital Ltd is B-Corp certified:

Certified



Corporation

This company is part of the global movement for an inclusive, equitable, and regenerative economic system.

ISIN Distributing:	ISIN Reinvesting:	Asset Manager	Enabling Capital AG	Subscriptions	Monthly (until the 30th of the month)
USD	LI0562930367	USD	LI0542527226	Redemptions	Monthly (until the 30th of the month) with 90 days notice
CHF (hedged)	LI0594144581	CHF (hedged)	LI0544844322	Min. Subscript.	USD/ EUR/ CHF 5'000'000
EUR (hedged)*	LI0595801346	EUR (hedged)	LI0542527242	Mgmt. Fee	1.20%

*share class will be opened for subscriptions at client's request

EMF Microfinance Fund Institutional Share Class June - 2025

SPOTLIGHT ON AN MFI IN THE PORTFOLIO

Advans Ghana Savings and Loans Ltd is a deposit-taking financial institution licensed and regulated by the Bank of Ghana. It was incorporated in 2007, as a greenfield microfinance institution, and the current shareholders consist of Advans SA SICAR, Kreditanstalt für Wiederaufbau ("KfW") and SG-SSB (the Ghanaian subsidiary of the Société Générale Group). It is currently serving over 140,000 depositors and 12,500 borrowers through its 19 branches spread out in eight regions in Ghana and is primarily targeting micro, small and medium sized enterprises for both saving and credit products. A majority of its borrowers are female, accounting for approximately 60% of its credit clients. The institution is further supporting women entrepreneurs through capacity building initiatives that enhance their business management skills.

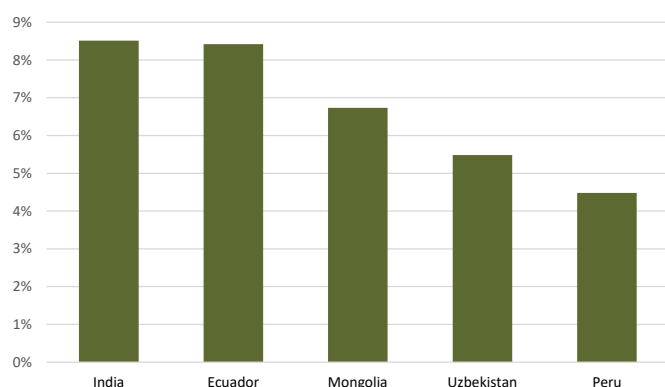
FIVE LARGEST POSITIONS

Baobab Côte d'Ivoire	3%
Davr Bank	2%
Dvara KGFS	2%
Golomt Bank	2%
One Puhunan	2%

MFI FINANCIAL INDICATORS

Portfolio growth (last 12 months)	11.82%
Return on assets (ROA) (last 12 months)	3.07%
Return on equity (ROE) (last 12 months)	9.97%
Portfolio at risk 90 days (PAR 90)	4.83%
Write-offs (last 12 months)	2.59%
Debt/equity ratio	5.1

EXPOSURE BY COUNTRY



For additional information, please contact our Business Development Team:

info@enabling.ch | +41 81 515 04 34

Disclaimer

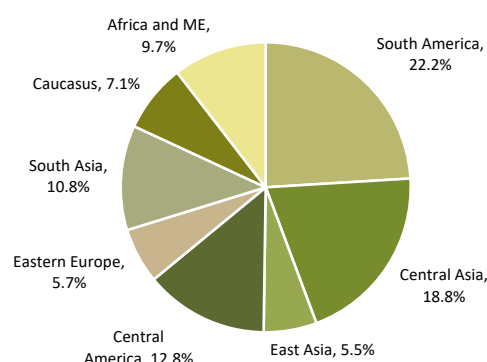
This document is only for qualified investors and professional clients. It is not intended for persons subject to legislation that prohibits its distribution or makes its distribution contingent upon approval. This document and the indications contained herein are confidential and may not be reproduced or redistributed. This document is provided for information purposes only and does not constitute an offer or a recommendation to buy or sell any security or financial instrument. In particular, this document does not constitute a key information document within the meaning of Art. 58 et seq. of the Swiss Federal Law on Financial Services (FinSA) or a prospectus within the meaning of Art. 35 et seq. FinSA. EMF Microfinance Fund (the Fund) qualifies as a foreign collective investment scheme pursuant to Art. 119 of the Swiss Collective Investment Schemes Act (CISA). Neither the Fund, nor this document or any other offering or marketing material relating to the Fund have been or will be filed with, or approved by, any Swiss regulatory authority. The fund management company of the Fund is LLB Fund Services AG, Vaduz. The custodian bank of the Fund is Liechtensteinische Landesbank AG. The representative of the Fund in Switzerland is LLB Swiss Investment AG, Claridenstrasse 20, CH-8022 Zürich and the paying agent of the Fund in Switzerland is Bank Linth LLB AG, Zürcherstrasse 3, CH-8730 Uznach. Information provided herein is believed to be correct, but its accuracy and completeness are not guaranteed and may be subject to change. Unless otherwise indicated, all figures are unaudited. Data quoted above is no guarantee of future returns. The data does not take account of the commissions and costs incurred on the issue and redemption of shares. The terms and conditions, the risk information and other details on the Fund are contained in the Fund's prospectus. The Fund's prospectus as well as other relevant documents can be obtained free of charge from Enabling Capital AG (Mühlebachstr. 164, 8008 Zürich, info@enabling.ch, +41 81 515 04 34) or from the fund management company or the Swiss representative.

SOCIAL PERFORMANCE INDICATORS*

Total # of microborrowers reached by MFIs in the portfolio	17'499'371
# of microborrowers reached by funding provided by EMF	433'149
# of loan officers	64'295
% of rural clients	49%
% of female clients	60%
Average loan size to microborrowers	
Simple average across MFIs in USD	5'648
Median across MFIs in USD	2'204

*Data based on the latest available data from MFIs in the portfolio.

BY REGION



BY MATURITY

