

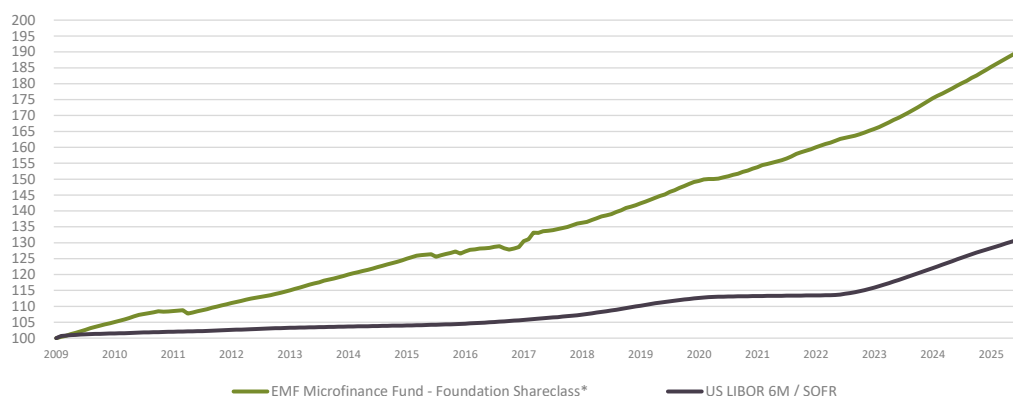
## EMF Microfinance Fund

### Foundation Share Class July - 2025

#### PERFORMANCE

Net Asset Value (NAV) in USD	656'254'488
<b>Monthly Return</b>	<b>0.48%</b>
<b>Performance 12 month rolling</b>	<b>5.73%</b>
Return since Inception (Ann.)	5.36%
Share Value Class (USD)	1'665.91
Share Value Class (USD) distr.	1'092.38
Share Value Class (CHF hedg.) distr.	1'007.66
Inception Date of the Shareclass	June '20

#### PERFORMANCE HISTORY



#### MANAGER'S COMMENT

The EMF Microfinance Fund recorded a performance of 48 BPS in July. The cumulative Fund performance over the last 12 months was 5.73%.

5 new loans totalling USD 14.5 m were disbursed in 4 different countries: Ecuador, El Salvador, Mongolia, and Romania. The pipeline of potential new loans is robust and well diversified. It contains lending opportunities to many of our current investees and also to new investees that fit within the mission of the EMF Microfinance Fund.

#### MONTHLY PERFORMANCE

	Aug-24	Sep-24	Oct-24	Nov-24	Dec-24	Jan-25	Feb-25	Mar-25	Apr-25	May-25	Jun-25	Jul-25
USD	0.42%	0.48%	0.42%	0.50%	0.49%	0.49%	0.47%	0.46%	0.46%	0.45%	0.45%	0.48%
CHF (hedg.) distr. <sup>1</sup>	0.09%	0.03%	0.11%	0.15%	0.11%	0.13%	0.18%	0.11%	0.19%	0.14%	0.08%	0.05%

<sup>1</sup> Performance is net of distribution

#### ANNUAL PERFORMANCE<sup>\*</sup>

	2014	2015	2016	2017	2018	2019	2020	2021	2022 <sup>3</sup>	2023	2024	2025 <sup>4</sup>
<b>Class USD</b>	<b>4.24%</b>	<b>1.76%</b>	<b>1.74%</b>	<b>5.77%</b>	<b>4.36%</b>	<b>4.68%</b>	<b>2.49%</b>	<b>4.00%</b>	<b>3.77%</b>	<b>5.59%</b>	<b>5.67%</b>	<b>3.32%</b>
USD LIBOR 6m/ SOFR <sup>3</sup>	0.33%	0.49%	1.06%	1.47%	2.50%	2.32%	0.63%	0.20%	2.28%	5.26%	5.09%	3.33%
<b>Class CHF<sup>2</sup></b>						<b>0.26%</b>	<b>0.41%</b>	<b>2.72%</b>	<b>1.76%</b>	<b>1.44%</b>	<b>1.43%</b>	<b>0.89%</b>
CHF LIBOR 6m/ SARON 6m <sup>3</sup>						-0.23%	-0.66%	-0.73%	0.14%	1.67%	1.00%	-0.06%

<sup>\*</sup> From April 2013 - June 20th 2020 the old fee structure was in place.

<sup>2</sup> The CHF Shareclass was launched in Sept. 2019

<sup>3</sup> Index change effective as of 01.01.2022

<sup>4</sup> YTD as of 31.7.2025

#### FUND FACTS

Average Exposure per MFI	4'155'978
Number of countries	48
Number of MFIs	142
Number of loans outstanding	272
Invested portfolio as % of total Assets	93.5%
Number of loans/ tranches disbursed since incept.	2'076

#### FUND STATISTICS

Average monthly return	0.45%
Best month (Mar 2017)	1.58%
Worst month (Jul 2015)	-0.65%
Volatility	0.28
Correlation with MSCI World	0.09
Correlation with JPM EMBI Global	0.02
Correlation with 6 month USD SOFR Index	-0.05
Sharpe Ratio (risk-free rate of 4.30%)	2.24

#### SUSTAINABLE DEVELOPMENT GOALS ENABLED BY EMF



Signatory of:



Enabling Capital Ltd is B-Corp certified:

Certified



Corporation

This company is part of the global movement for an inclusive, equitable, and regenerative economic system.

ISIN Distributing:	ISIN Reinvesting:	Asset Manager	Enabling Capital AG	Subscriptions	Monthly (until the 30th of the month)
USD	USD	Custodian	LLB, Liechtenstein	Redemptions	Monthly (until the 30th of the month), 1 month notice period, max 1% of the NAV of the Shareclass, rest 3 month notice
CHF (hedged)	LI0477626480	Fund Structure	AIF		
		SFDR Classific.:	Article 9	Min. Subscript.	USD/ EUR/ CHF 1'000
				Mgmt. Fee	1.85%

## EMF Microfinance Fund Foundation Share Class July - 2025



### SPOTLIGHT ON AN MFI IN THE PORTFOLIO

Established in 2016, JWS Pakistan is a not-for-profit Non-Banking Microfinance Company regulated by the Securities and Exchange Commission of Pakistan. Since its inception, the organization has steadily expanded its footprint across the Upper and Central regions of Punjab – the country's most populous province. JWS Pakistan offers productive micro-loans to low-income households, empowering them to launch and grow small businesses, thereby promoting economic self-sufficiency and contributing to broader social development. As of Jun-2025, JWS Pakistan operates a network of 140 branches, managing a loan portfolio valued at USD 24 Mn and serving over 180,000 active clients. Notably, 99% of the micro-loans disbursed are allocated for productive purposes, with an average loan size of USD 133.

### SOCIAL PERFORMANCE INDICATORS\*

Total # of microborrowers reached by MFIs in the portfolio	17'528'923
# of microborrowers reached by funding provided by EMF	409'760
# of loan officers	65'987
% of rural clients	49%
% of female clients	60%
Average loan size to microborrowers	
Simple average across MFIs in USD	5'718
Median across MFIs in USD	2'213

\*Data based on the latest available data from MFIs in the portfolio.

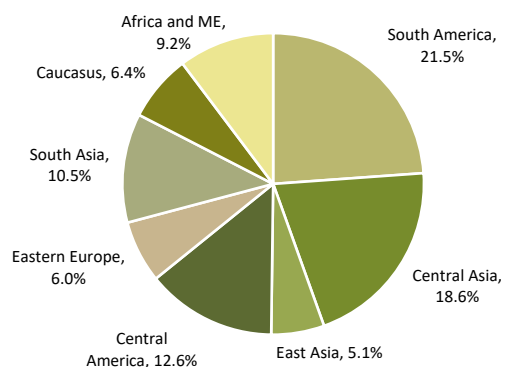
### FIVE LARGEST POSITIONS

Golomt Bank	3%
Baobab Côte d'Ivoire	2%
Dvara KGFS	2%
Davr Bank	2%
One Puhunan	2%

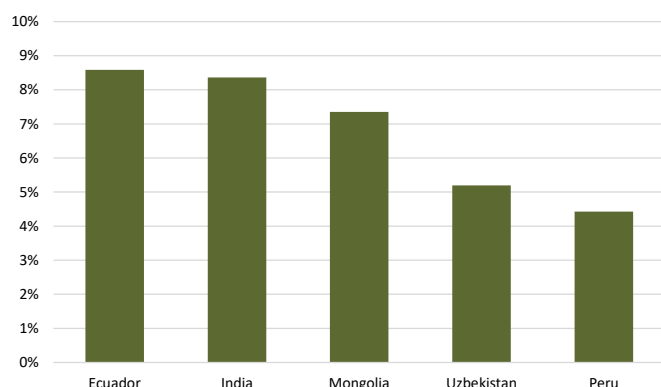
### MFI FINANCIAL INDICATORS

Portfolio growth (last 12 months)	12.07%
Return on assets (ROA) (last 12 months)	3.03%
Return on equity (ROE) (last 12 months)	9.98%
Portfolio at risk 90 days (PAR 90)	4.95%
Write-offs (last 12 months)	2.62%
Debt/equity ratio	5.1

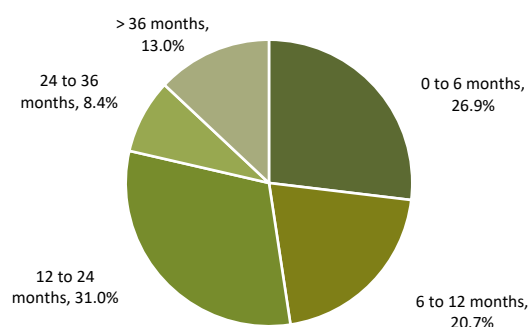
### BY REGION



### EXPOSURE BY COUNTRY



### BY MATURITY



For additional information, please contact our Business Development Team:

info@enabling.ch | +41 81 515 04 34

### Disclaimer

This document is only for qualified investors and professional clients. It is not intended for persons subject to legislation that prohibits its distribution or makes its distribution contingent upon approval. This document and the indications contained herein are confidential and may not be reproduced or redistributed. This document is provided for information purposes only and does not constitute an offer or a recommendation to buy or sell any security or financial instrument. In particular, this document does not constitute a key information document within the meaning of Art. 58 et seq. of the Swiss Federal Law on Financial Services (FinSA) or a prospectus within the meaning of Art. 35 et seq. FinSA. EMF Microfinance Fund (the Fund) qualifies as a foreign collective investment scheme pursuant to Art. 119 of the Swiss Collective Investment Schemes Act (CISA). Neither the Fund, nor this document or any other offering or marketing material relating to the Fund have been or will be filed with, or approved by, any Swiss regulatory authority.

The fund management company of the Fund is LLB Fund Services AG, Vaduz. The custodian bank of the Fund is Liechtensteinische Landesbank AG

The representative of the Fund in Switzerland is LLB Swiss Investment AG, Claridenstrasse 20, CH-8022 Zürich and the paying agent of the Fund in Switzerland is Bank Linth LLB AG, Zürcherstrasse 3, CH-8730 Uznach.

Information provided herein is believed to be correct, but its accuracy and completeness are not guaranteed and may be subject to change. Unless otherwise indicated, all figures are unaudited. Data quoted above is no guarantee of future returns. The data does not take account of the commissions and costs incurred on the issue and redemption of shares.

The terms and conditions, the risk information and other details on the Fund are contained in the Fund's prospectus. The Fund's prospectus as well as other relevant documents can be obtained free of charge from Enabling Capital AG (Mühlebachstr. 164, 8008 Zürich, info@enabling.ch, +41 81 515 04 34) or from the fund management company or the Swiss representative.