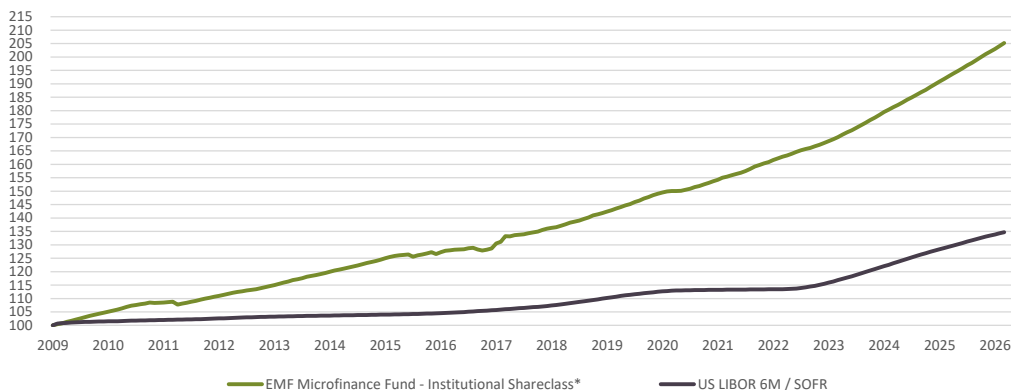


## EMF Microfinance Fund Institutional Share Class March - 2026

### PERFORMANCE

Net Asset Value (NAV) in USD	810,247,190
<b>Monthly Return</b>	<b>0.55%</b>
<b>Performance 12 month rolling</b>	<b>6.42%</b>
Return since Inception (Ann.)	5.50%
Share Value Class (USD)	1,359.47
Share Value Class (USD) distr.	1,098.17
Share Value Class (CHF hedged)	1,135.73
Share Value Class (CHF hedg.) distr.	1,026.62
Share Value Class (EUR hedged)	1,228.20
Inception Date of the Shareclass	Jul '20/ Oct '20

### PERFORMANCE HISTORY



### MANAGER'S COMMENT

The EMF Microfinance Fund recorded a performance of 55 BPS in March. The cumulative Fund performance over the last 12 months was 6.42%.

18 new loans totalling USD 70.5 m were disbursed in 13 different countries: Azerbaijan, Chile, East Timor, Georgia, Guatemala, India, Indonesia, Kazakhstan, Mexico, Sri Lanka, Tajikistan, Uganda and Uzbekistan. The pipeline of potential new loans is robust and well diversified. It contains lending opportunities to many of our current investees and also to new investees that fit within the mission of the EMF Microfinance Fund.

### MONTHLY PERFORMANCE

	Apr-25	May-25	Jun-25	Jul-25	Aug-25	Sep-25	Oct-25	Nov-25	Dec-25	Jan-26	Feb-26	Mar-26
Class USD	0.52%	0.51%	0.51%	0.54%	0.51%	0.55%	0.52%	0.54%	0.49%	0.48%	0.54%	0.55%
Class CHF (hedg.)	0.25%	0.18%	0.13%	0.13%	0.11%	0.12%	0.16%	0.18%	0.11%	0.13%	0.24%	0.15%
Class EUR (hedg.)	0.38%	0.37%	0.29%	0.34%	0.29%	0.30%	0.34%	0.35%	0.29%	0.33%	0.42%	0.34%

### ANNUAL PERFORMANCE

	2020 <sup>1</sup>	2021	2022 <sup>2</sup>	2023	2024	2025	2026 <sup>3</sup>
<b>Class USD<sup>1</sup></b>	<b>1.80%</b>	<b>4.67%</b>	<b>4.45%</b>	<b>6.22%</b>	<b>6.36%</b>	<b>6.43%</b>	<b>1.58%</b>
USD LIBOR 6m/ SOFR <sup>2</sup>	0.11%	0.20%	2.28%	5.26%	5.09%	4.40%	0.92%
<b>Class CHF (hedg.)<sup>1</sup></b>	<b>0.56%</b>	<b>3.42%</b>	<b>2.32%</b>	<b>2.06%</b>	<b>2.07%</b>	<b>1.96%</b>	<b>0.52%</b>
CHF LIBOR 6m/ SARON 6m <sup>2</sup>	-0.12%	-0.71%	0.14%	1.67%	1.00%	-0.05%	-0.01%
<b>Class EUR (hedg.)<sup>1</sup></b>	<b>0.57%</b>	<b>3.74%</b>	<b>2.64%</b>	<b>3.96%</b>	<b>4.69%</b>	<b>4.21%</b>	<b>1.09%</b>
EUR LIBOR 6m/ESTR 6m <sup>2</sup>	-0.09%	-0.52%	0.71%	3.69%	2.39%	1.93%	0.56%

<sup>1</sup> Inception Date of the institutional Shareclass USD was July 2020, EUR/ CHF was Oct 2020

<sup>2</sup> Index change effective as of 01.01.2022

<sup>3</sup> YTD as of 31.3.2026

### FUND FACTS

Average Exposure per MFI	5,137,517
Number of countries	47
Number of MFIs	142
Number of loans outstanding	282
Invested portfolio as % of total Assets	92.4%
Number of loans/ tranches disbursed since incept.	2,159
Average Duration in months	19.10

### FUND STATISTICS

Average monthly return	0.46%
Volatility	0.22
Correlation with MSCI World	-0.37
Correlation with JPM EMBI Global	-0.23
Correlation with 6 month USD SOFR Index	0.06
Sharpe Ratio (risk-free rate of 3.77%)	7.20

### SUSTAINABLE DEVELOPMENT GOALS ENABLED BY EMF



Signatory of:



Enabling Capital Ltd is B-Corp certified:

Certified



This company is part of the global movement for an inclusive, equitable, and regenerative economic system.

Corporation

ISIN Distributing:	ISIN Reinvesting:	Asset Manager	Enabling Capital AG	Subscriptions	Monthly (until the 30th of the month)
USD	USD	Custodian	LLB, Liechtenstein	Redemptions	Monthly (until the 30th of the month) with 90 days notice
CHF (hedged)	CHF (hedged)	Fund Structure	AIF	Min. Subscript.	USD/ EUR/ CHF 5'000'000
EUR (hedged)*	EUR (hedged)	SFDR Classific.:	Article 9	Mgmt. Fee	1.20%

\*share class will be opened for subscriptions at client's request

## EMF Microfinance Fund Institutional Share Class March - 2026

### SPOTLIGHT ON AN MFI IN THE PORTFOLIO

Established in 2001 as a microcredit program during the United Nations Transitional Administration in Timor-Leste, Kaebauk Investimentu no Finansas, SA has grown into a leading player in financial inclusion in the country. Kaebauk—whose shareholders include IFC and BOPA, is regulated by the Central Bank of Timor-Leste, which in Feb-26 granted the Company a preliminary banking license. This approval will enable Kaebauk to prepare for a broader product offering while maintaining its focus on underserved MSMEs, particularly in rural areas. As of Feb-26, Kaebauk operates 21 branches nationwide, manages a USD 46.5 Mn loan portfolio (approximately 90% for productive purposes), and serves 22,834 borrowers, 82% of whom are rural. With around 370 employees, Kaebauk is among the largest private-sector employers in Timor-Leste.

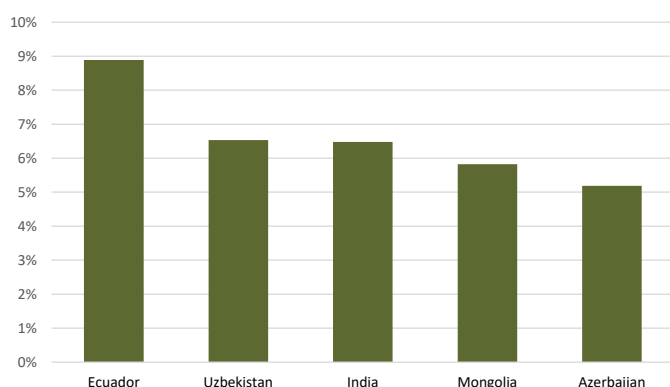
### FIVE LARGEST POSITIONS

Ueno Bank	2.5%
Unibank	2.5%
Banco Solidario	2.3%
COOPEANDE	2.0%
Zeta Banco	2.0%

### MFI FINANCIAL INDICATORS

Portfolio growth (last 12 months)	9.99%
Return on assets (ROA) (last 12 months)	3.04%
Return on equity (ROE) (last 12 months)	10.24%
Portfolio at risk 90 days (PAR 90)	4.70%
Write-offs (last 12 months)	1.97%
Debt/equity ratio	4.9

### EXPOSURE BY COUNTRY



For additional information, please contact our Business Development Team:

info@enabling.ch | +41 81 515 04 34

### Disclaimer

This document is only for qualified investors and professional clients. It is not intended for persons subject to legislation that prohibits its distribution or makes its distribution contingent upon approval. This document and the indications contained herein are confidential and may not be reproduced or redistributed. This document is provided for information purposes only and does not constitute an offer or a recommendation to buy or sell any security or financial instrument. In particular, this document does not constitute a key information document within the meaning of Art. 58 et seq. of the Swiss Federal Law on Financial Services (FinSA) or a prospectus within the meaning of Art. 35 et seq. FinSA. EMF Microfinance Fund (the Fund) qualifies as a foreign collective investment scheme pursuant to Art. 119 of the Swiss Collective Investment Schemes Act (CISA). Neither the Fund, nor this document or any other offering or marketing material relating to the Fund have been or will be filed with, or approved by, any Swiss regulatory authority.

The fund management company of the Fund is LLB Fund Services AG, Vaduz. The custodian bank of the Fund is Liechtensteinische Landesbank AG

The representative of the Fund in Switzerland is LLB Swiss Investment AG, Claridenstrasse 20, CH-8022 Zürich and the paying agent of the Fund in Switzerland is Bank Linth LLB AG, Zürcherstrasse 3, CH-8730 Uznach.

Information provided herein is believed to be correct, but its accuracy and completeness are not guaranteed and may be subject to change. Unless otherwise indicated, all figures are unaudited. Data quoted above is no guarantee of future returns. The data does not take account of the commissions and costs incurred on the issue and redemption of shares.

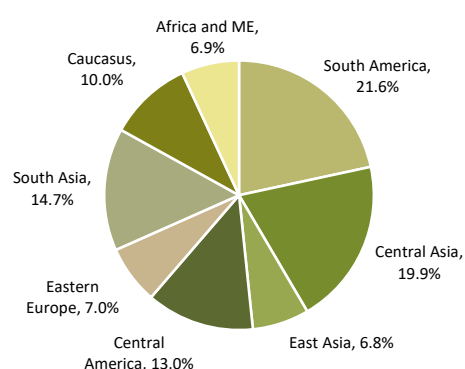
The terms and conditions, the risk information and other details on the Fund are contained in the Fund's prospectus. The Fund's prospectus as well as other relevant documents can be obtained free of charge from Enabling Capital AG (Mühlebachstr. 164, 8008 Zürich, info@enabling.ch, +41 81 515 04 34) or from the fund management company or the Swiss representative.

### SOCIAL PERFORMANCE INDICATORS\*

Total # of microborrowers reached by MFIs in the portfolio	17,584,145
# of microborrowers reached by funding provided by EMF	552,193
# of loan officers	61,628
% of rural clients	50%
% of female clients	59%
Average loan size to microborrowers	
Simple average across MFIs in USD	5,625
Median across MFIs in USD	2,222

\*Data based on the latest available data from MFIs in the portfolio.

### BY REGION



### BY MATURITY

